



# The PHOTOGRAM

*The Newsletter of the Portland, Maine Camera Club  
Established May 24, 1899*

**Meetings on most Monday nights,  
September - May at 7 PM (6:30 Digital Nights)  
at the Stewart P. Morrill Post American Legion  
413 Broadway, South Portland, Maine  
Stay current with the Yahoo online  
group for current club activities!**

**Visit our website at: [www.portlandcameraclub.org](http://www.portlandcameraclub.org)**

## March, 2006

### From Lynn, Massachusetts

#### **Club Calendar of Events:**

All meetings start at 7 PM unless otherwise noted

**Please submit competition material no later than 6:45 PM**

Mar	6	Slide Competition - Subject: Nature
	13	Print Competitions – B&W and Color. Subject: Open
	20	<b>Program - Paul Howell</b>
	27	Digital Night - 6:30 PM
Apr	3	Slide Competition - Subject: Water in Any Form
	10	Print Competitions – B&W and Color. Subject: Open
	17	<b>One-Shot Competition - 6 PM</b>
	24	Digital Night - 6:30 PM
May	1	Slide Competition - Subject: Open
	8	Print Competitions – B&W and Color. Subject: Open
	15	TBA
	19	Annual Banquet
June	28	44 <sup>th</sup> Annual Windjammer Days - Boothbay Harbor, ME
July	14 - 16	61 <sup>st</sup> NECCC Conference in Amherst, MA
	21 - 23	41 <sup>st</sup> Yarmouth Clam Festival - Yarmouth, ME

Some PCC members were recently spotted at the 30th Greater Lynn International Color Slide Salon in Lynn Massachusetts on February 25<sup>th</sup>. The Laing's, the Kirkwood's and Mike Leonard attended the Saturday round of judging where about 2000 slides were shown. Judging was very conservative with the best score coming in at 15, the lowest score heard was an 8. In order to be 'accepted' and to qualify for one of several medals issued in different categories the image had to score a 12 or above with a few 11 point slides being 'bumped' up to make the minimum. Scorecards will be mailed out to the contestants in the first week of March and a catalog showing the various winning entries will be published and sent in the middle of April.

A show, open to the public, containing all of the accepted entries will be assembled and exhibited at the



Above - A team of Greater Lynn Photographic Society members log in and track more than 2500 slide entries by more than 650 different makers.


Right - bins of sorted entries are ready to be projected and judged.



Yankee Photographic Society on April 1<sup>st</sup> in Danvers, MA and at the Greater Lynn Photographic Association on April 3<sup>rd</sup> & 4<sup>th</sup> in Lynn, MA.

# Members Gallery

Images from recent club competitions



Top Right - *Coke Classic* by Scott Eccleston  
Bottom Right - *Black & Yellow Agiopo* by Mark Stevens  
Left - *Best Dog* by Mike Leonard

## Graphics Workshop

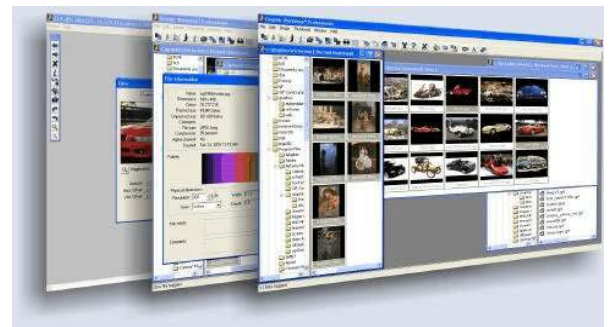
by Mike Leonard

I first learned about this utility before Windows was the popular operating system for the PC -- in fact it started as a DOS program back around 1988. Alchemy Mindworks created a shareware program called Graphics Workshop (GWS) that allowed you to easily open, view, and convert images from one type file to another. It offered some minor image editing capabilities and you could easily create a slideshow that would run on any PC - quite a feat at the time!

When Windows took hold of the market, Alchemy Mindworks responded by releasing a Windows compatible version. Around 1997 Adobe was releasing their Photoshop program which, as we know, has become the premier image editing software. But Alchemy Mindworks never stopped developing GWS for the PC market and to this day they continue to update and make improvements.

While Photoshop will do about everything that GWS can do and then some - the real advantage with GWS is with the speed and extreme ease with which you can do many batch operations. These include but are not limited to:

- Converting files types from one to another.
- Resizing files - excellent for projected slide shows.
- Renaming groups of files.
- Creating quick Contact sheets of digital images.



There are more than 50 special effects 'filters' included in the application that can be fun to experiment with which include a jigsaw puzzle like template, water droplets, a lens flair, lens zoom effect, and a lot more.

The initial setup for the application takes a few minutes and it is highly intuitive figure out – although a true highlight about GWS is in it's tutorial help file. The author sprinkled a touch of humor into what is usually some very dry subject matter. The information about the program is nicely presented in an encyclopedic fashion that makes it easy to get information on the subject matter that you need. This help file is actually fun to read and in the end you'll find yourself knowing more about digital imaging and file types than you may ever need to know and you will have likely laughed out loud a few times while reading through the information.

The application is free to download and use for about 21 days, if you don't want to be annoyed by the 'beg notice' when exiting the program then you'll want to register the version which can be done either on-line or via telephone for about \$45 bucks.



Visit their website to download the application at [www.mindworkshop.com](http://www.mindworkshop.com). A high speed connection is recommended as the size of the file is around 40 MB. You will see some other interesting utility applications at the Alchemy Mindworks home page including a digital RAW conversion plug in for their GWS application - if you can't upgrade your Photoshop to accommodate your camera RAW conversion for your camera then this may be worth a look.

Also offered at the site is a unique little program called a 'Font Wrangler' that claims to help sort, select, and even print a page of all available type faces you have loaded in your computer system. If you are ever stuck for a typeface then this might be the application for you. Web page creators will likely find some of their other applications useful too such as the GIF animations creator or the animated banner creation tools.



## Adobe Photoshop Seminar Tour

### SPONSORS



## Photoshop CS2 Creativity Tour



At long last, you can spend a day with the photo realist genius of our times – Bert Monroy. While you may not be able to draw like Bert does (no one can, he's truly the master) in this seminar you'll be able to learn the techniques he's developed over the years to create realistic images that boggle the imagination.

It's the perfect seminar for Photoshop users, photographers and illustrators alike! Different from any seminar offered before, Bert will show you features that are underused and even overlooked by most people, yet powerful enough to make any imagined effect a reality.

### Boston, MA

John B. Hynes Convention Center  
Room: 302-304

Mon, April 10, 2006

### Class Schedule

#### Layers: Beyond the Obvious

10:00 to 11:15 A.M.

Layers have been a part of Photoshop since version 3. There's a lot more to layers than storage areas for parts of an image. Learn how to use them effectively and efficiently so you can create special effects you never dreamed of before.

#### Channels: More Than What Meets the Eye

11:15 to 12:15 P.M.

By manipulating individual color channels you can enhance your photography in ways that make the process far more intuitive. When you master alpha channels you can create selections that far exceed the accuracy and effectiveness of the common selection tools.

#### LUNCH BREAK

12:15 to 1:15 P.M.

#### Master Class: Brush & Pen Techniques

1:15 P.M. to 2:30 P.M.

Bert brings the Brush tool to life giving you advanced insight on how custom brushes will reduce painstaking work to a single stroke. You'll appreciate one of the most powerful selections tools in Photoshop even more – the Pen tool –when creating and using Paths.

#### Pen Tools & Filters: Unleashing Your Creativity

2:45 P.M. to 3:45 P.M.

You can never learn enough about Brushes and the Pen tool. So, this next hour will be a continuation of Brush and Pen tool techniques combined with Filters (the ones that come bundled with Photoshop). Knowing what a Filter can do will open the door to a myriad of effects and textures.

#### Putting It All Together: From Concept to Masterpiece

4:00 to 5:00 P.M.

It's time to take what you've learned and put it into context. Bert will present the creative process from concept to finish stressing the multitude of techniques you'll use to make a work of art. You won't believe your eyes when photographs become transformed into visuals that in no way resemble the originals.

### Instructor



#### Bert Monroy

Artist, Author and Lecturer

Bert Monroy is one of the pioneers of digital art and co-author of the first book

written on Photoshop, The Official Adobe Photoshop Handbook. His work has been seen in every major trade publication of the computer industry. Additionally, his work has also been featured in scores of books including Making Art on a Macintosh, The Photoshop WOW Book, The Illustrator WOW Book, The Art of Digital Painting, The Grey Book and The Photoshop A to Z in Japan.

Since May of 2001, Bert has been a regular guest on the TechTV channel show, The Screen Savers. He appears every month to share tips and techniques. As an accomplished teacher and lecturer, Bert has taught numerous classes at national design institutes as well as at the Mac Design and PhotoshopWorld Conferences sponsored by Adobe and NAPP (National Association of Photoshop Professionals).

"I consider myself a Hyper-realist artist. I love to paint. I use the word paint for lack of a better word. My medium is actually light. I have a passion for making things happen on the screen. Finding a new way of doing something and finding a new room in my imagination is what I love about the work." – Bert Monroy

Odds and ends...



The Maine Professional Photographers Association annual convention is April 2 - 5 at the Ramada Inn, in Lewiston, Maine. There will be print judging on April 3rd from 8:30 AM till 7 PM which is free and open to the public. For more information about the their convention or to learn more about MPPA visit their website at [www.ppmaine.com](http://www.ppmaine.com) or contact Mark Haskell at 207-236-3829 or you can reach him by e-mail at: [mhaskell@midcoast.com](mailto:mhaskell@midcoast.com).



Looking for a bulb for a projector or enlarger? The Specialty Bulb Company has an uncanny ability to locate about any bulb that you may ever need for any film projector, enlarger, or other device at very reasonable prices. What's more is they have again extended this special pricing to Portland Camera Club members. Specialty Bulb normally caters only to commercial accounts but if you send an e-mail with your exact lamp needs, your name, shipping address, and a phone number where you may be reached during the day they will get back to you with pricing and instructions on how to place an order - usually credit card is the way to go to pay for orders. Send your lamp request information via e-mail to Caden Zollo at [caden@bulbspecialists.com](mailto:caden@bulbspecialists.com). Be sure to include the fact that you are a Portland Camera Club member in the e-mail! For more information on Specialty Bulb and on lamps in general visit their website at [www.bulbspecialist.com](http://www.bulbspecialist.com).



# Market Place



**Photographic Traditions of Maine**

Custom Ilfochrome, Type C, B&W and Platinum Printing

125 Presumpscot Street, Portland, Maine 04103  
207-774-8200

[ptom@photographictraditions.com](mailto:ptom@photographictraditions.com)

Take Washington Avenue North and turn right on to Presumpscot Street. Take a right at the Chapman sign. Look for Photographic Traditions of Maine.

Show your Portland Camera Club card and receive 15% off all orders.



**March 2006 Camera Club Specials at Hunts:**




**New Canon EOS 30D  
8.2 Megapixels - up to 5 fps**

**Limited supply in stock**

Call Dave Draper at Hunts to reserve yours!  
South Portland store at **773-9555**

*Also look for additional specials in the sales flyer available at club meetings*

*The Photogram is published monthly, September - June, by the Portland Camera Club, Mike Leonard, editor. News, articles, and comments are welcome. The club is a charter member of the Photographic Society of America and the New England Camera Club Council and is open to all interested in good photography. Contact the club, Bruce Burnham, President (633-5516), Mike Leonard (847-3115) or [mleonard@maine.rr.com](mailto:mleonard@maine.rr.com), Dennis Marrotte, (854-3763), or through the club website at: [www.portlandcameraclub.org](http://www.portlandcameraclub.org)*



Final Frame - Iris by John Bald

**Portland Camera Club**  
P.O. Box 2526  
South Portland, ME 04116

